

**NORTH UNION LSD  
FINANCIAL REPORT**

**JULY 2023**



**ACCOUNT**

**RECONCILIATION**



# NORTH UNION LOCAL SCHOOL DISTRICT

Date - July 2023

## CASH RECONCILIATION REPORT

|                                  |                                |                                |                 |
|----------------------------------|--------------------------------|--------------------------------|-----------------|
|                                  |                                | <b>Total Fund Balance:</b>     | \$16,354,651.37 |
| Gross Depository (Bank) Balance: |                                | \$5,651,436.76                 |                 |
| Richwood Banking Company         |                                |                                |                 |
| Certificates of Deposit:         | \$3,044,000.00                 | CD's - Multi Bank Securities   |                 |
| Other Securities:                | \$7,716,203.28                 | STAR Ohio                      |                 |
| Other Investments:               | \$0.00                         |                                |                 |
|                                  | Total Investments:             | \$10,760,203.28                |                 |
|                                  | Cash in Transit to Depository: | \$0.00                         |                 |
|                                  | Petty Cash Balance:            | \$25.00                        |                 |
|                                  | Total:                         | \$16,411,665.04                |                 |
|                                  | Total Outstanding Checks:      | -\$57,013.67                   |                 |
|                                  | Adjustments:                   | \$0.00                         |                 |
|                                  |                                | <b>Reconciliation Balance:</b> | \$16,354,651.37 |

\*Note - This calculation will not tie to the check register included in this packet.

The check register enclosed details all checks issued for July.

This figure comprises total outstanding checks as of 07/31/2023.

**SUMMARY OF RELEVANT FUND DATA**  
**July 31, 2023**

**FUND ACCOUNTS (CASH) FINANCIAL REPORT**

|                                     | <u>AMOUNT</u>          |
|-------------------------------------|------------------------|
| GENERAL FUND BALANCE.....           | <b>\$14,176,585.57</b> |
| TOTAL ALL FUNDS.....                | <b>\$16,354,651.37</b> |
| JULY GENERAL FUND RECEIPTS.....     | <b>\$1,822,019.22</b>  |
| JULY GENERAL FUND EXPENDITURES..... | <b>\$1,661,712.09</b>  |
| TOTAL JULY RECEIPTS.....            | <b>\$1,836,126.18</b>  |
| TOTAL JULY EXPENDITURES.....        | <b>\$1,942,732.46</b>  |
| PETTY CASH.....                     | <b>\$25.00</b>         |

**CHECK LIST FOR CURRENT ACCOUNTING MONTH**

|                                  |                       |
|----------------------------------|-----------------------|
| TOTAL CHECKS ISSUED IN JULY..... | <b>\$1,920,487.61</b> |
| Includes Voided Checks Amounts   |                       |

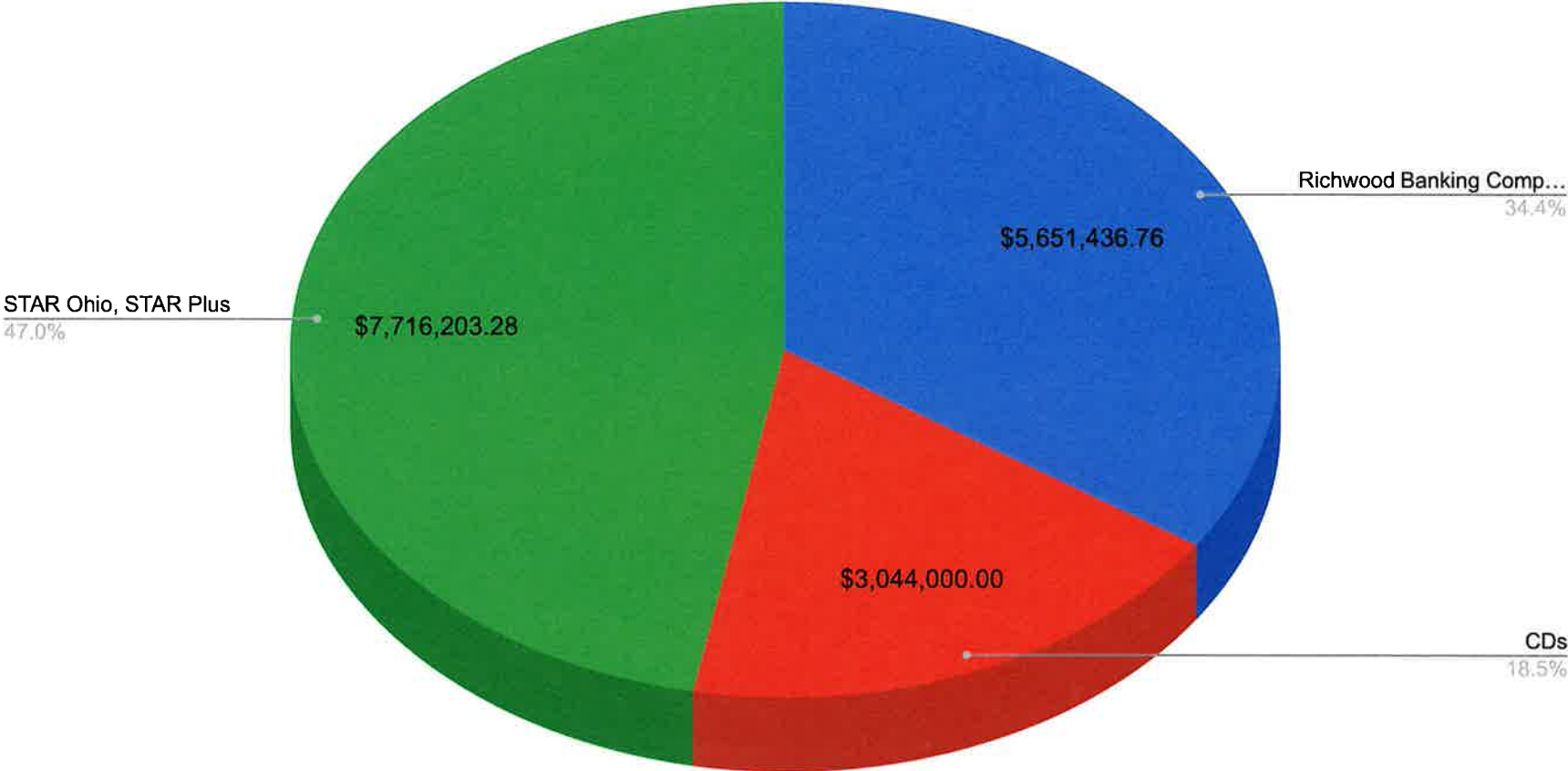
# INVESTMENT

## SUMMARY

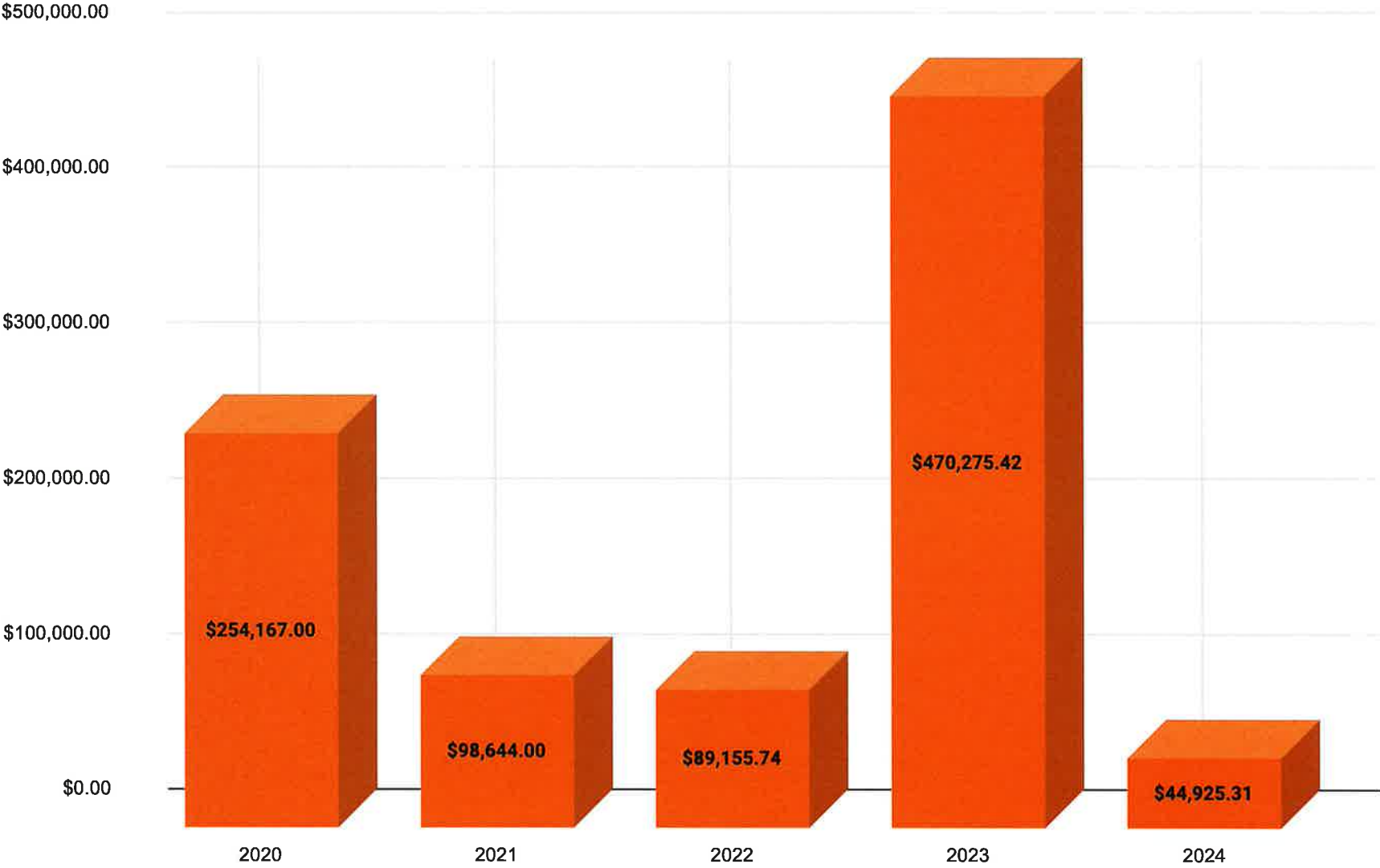


# Disbursement Of Funds

As of 07/31/2023



# Interest Earning Comparison



2024 Earnings As of July 2023

# SUMMARY OF AVAILABLE CASH BY FUND





## Summary of Available Cash Accounting Month - 07/2023

| Fund #        | Fund Name                                | Beginning Balance<br>as of 07/01/2023 | Receipts               | Fiscal Year To Date    |                        | Ending Balance<br>7/31/2023 |
|---------------|--|---------------------------------------|------------------------|------------------------|------------------------|-----------------------------|
|               |  |                                       |                        | Expenditures           | Encumbrances           |                             |
| 0010000       | General                                  | \$ 10,187,934.19                      | \$ 1,822,019.22        | \$ 1,404,032.02        | \$ 2,445,461.22        | \$ 8,160,460.17             |
| 0019121       | General - HB 412 Supplies                | \$ 1,889,680.57                       | \$ -                   | \$ 12,812.82           | \$ 208,617.51          | \$ 1,668,250.24             |
| 0019122       | General - HB 412 Capital Outlay          | \$ 1,603,977.07                       | \$ -                   | \$ 244,867.25          | \$ 704,415.57          | \$ 654,694.25               |
| 0019123       | General - HB 412 Reserve                 | \$ 334,686.61                         | \$ -                   | \$ -                   | \$ -                   | \$ 334,686.61               |
| 0020000       | Bond Retirement                          | \$ 400,840.96                         | \$ -                   | \$ -                   | \$ 596,430.00          | \$ (195,589.04)             |
| 0030000       | Permanent Improvement Fund               | \$ 308,414.01                         | \$ -                   | \$ 158,404.50          | \$ 327,798.45          | \$ (177,788.94)             |
| 0060000       | Food Services                            | \$ 207,479.96                         | \$ 6,980.77            | \$ 46,253.29           | \$ 393,253.03          | \$ (225,045.59)             |
| 0070000       | Scholarships                             | \$ 198,400.36                         | \$ 41.32               | \$ 4,000.00            | \$ -                   | \$ 194,441.68               |
| 0180000       | Public School Support                    | \$ 115,815.98                         | \$ 147.57              | \$ 244.95              | \$ 56,774.36           | \$ 58,944.24                |
| 0340000       | Capital Maintenance Fund                 | \$ 613,974.01                         | \$ -                   | \$ -                   | \$ 151,261.80          | \$ 462,712.21               |
| 0709021       | Impact60/Daniels - FY 2021               | \$ 44,415.83                          | \$ -                   | \$ -                   | \$ 41,508.04           | \$ 2,907.79                 |
| 2000000       | Activity Accounts - Student Managed      | \$ 66,534.22                          | \$ -                   | \$ 394.50              | \$ 4,505.58            | \$ 61,634.14                |
| 3000000       | Activity Accounts - Advisor Managed      | \$ 168,784.36                         | \$ 6,799.00            | \$ 2,299.20            | \$ 231,924.15          | \$ (58,639.99)              |
| 4510000       | Data Communications Grant                | \$ -                                  | \$ 138.30              | \$ 138.30              | \$ -                   | \$ -                        |
| 4670000       | Student Wellness and Success             | \$ 275,244.35                         | \$ -                   | \$ 8,194.51            | \$ 78,353.01           | \$ 188,696.83               |
| 4999023       | AG School Safety Grant - FY 2023         | \$ -                                  | \$ -                   | \$ -                   | \$ -                   | \$ -                        |
| 5070000       | ESSER (CARES/ARP) Grant                  | \$ 25,070.02                          | \$ -                   | \$ 18,804.70           | \$ 26,574.41           | \$ (20,309.09)              |
| 5079023       | ARP Homeless Targeted Support Grant FY23 | \$ -                                  | \$ -                   | \$ -                   | \$ 12,000.00           | \$ (12,000.00)              |
| 5160000       | IDEA Part B                              | \$ 1,505.29                           | \$ -                   | \$ 28,659.42           | \$ -                   | \$ (27,154.13)              |
| 5169222       | IDEA-B ARP Grant                         | \$ -                                  | \$ -                   | \$ -                   | \$ -                   | \$ -                        |
| 5720000       | Title I Grant                            | \$ 514.10                             | \$ -                   | \$ 12,971.80           | \$ 300.00              | \$ (12,757.70)              |
| 5720100       | Expanding Opportunities                  | \$ -                                  | \$ -                   | \$ -                   | \$ -                   | \$ -                        |
| 5840000       | Title IV-A - Student Support             | \$ -                                  | \$ -                   | \$ -                   | \$ 12,774.88           | \$ (12,774.88)              |
| 5870000       | Preschool Disabilities Grant             | \$ -                                  | \$ -                   | \$ -                   | \$ -                   | \$ -                        |
| 5879222       | Preschool Disabilities ARP Grant         | \$ -                                  | \$ -                   | \$ 655.20              | \$ -                   | \$ (655.20)                 |
| 5900000       | Title II-A                               | \$ -                                  | \$ -                   | \$ -                   | \$ -                   | \$ -                        |
| 599-9023      | School Safety Grant - FY 2023            | \$ 17,985.76                          | \$ -                   | \$ -                   | \$ 17,985.76           | \$ -                        |
| 599-9123      | NLSP Cafeteria Equipment Grant FY 23     | \$ -                                  | \$ -                   | \$ -                   | \$ 35,000.00           | \$ (35,000.00)              |
| <b>Totals</b> |  | <b>\$ 16,461,257.65</b>               | <b>\$ 1,836,126.18</b> | <b>\$ 1,942,732.46</b> | <b>\$ 5,344,937.77</b> | <b>\$ 11,009,713.60</b>     |

## Cash Financial Report

### Accounting Month - 07/2023

| Fund #        | Fund Name                              | Beginning Balance       |           | Fiscal Year To Date |                        | Ending Balance          |
|---------------|--|-------------------------|-----------|---------------------|------------------------|-------------------------|
|               |  | as of 07/01/2023        |           | Receipts            | Expenditures           | 7/31/2023               |
| 0010000       | General                                | \$ 10,187,934.19        | \$        | 1,822,019.22        | \$ 1,404,032.02        | \$ 10,605,921.39        |
| 0019121       | General - HB 412 Supplies              | \$ 1,889,680.57         | \$        | -                   | \$ 12,812.82           | \$ 1,876,867.75         |
| 0019122       | General - HB 412 Capital Outlay        | \$ 1,603,977.07         | \$        | -                   | \$ 244,867.25          | \$ 1,359,109.82         |
| 0019123       | General - HB 412 Reserve               | \$ 334,686.61           | \$        | -                   | \$ -                   | \$ 334,686.61           |
| 0020000       | Bond Retirement                        | \$ 400,840.96           | \$        | -                   | \$ -                   | \$ 400,840.96           |
| 0030000       | Permanent Improvement Fund             | \$ 308,414.01           | \$        | -                   | \$ 158,404.50          | \$ 150,009.51           |
| 0060000       | Food Services                          | \$ 207,479.96           | \$        | 6,980.77            | \$ 46,253.29           | \$ 168,207.44           |
| 0070000       | Scholarships                           | \$ 198,400.36           | \$        | 41.32               | \$ 4,000.00            | \$ 194,441.68           |
| 0180000       | Public School Support                  | \$ 115,815.98           | \$        | 147.57              | \$ 244.95              | \$ 115,718.60           |
| 0340000       | Capital Maintenance Fund               | \$ 613,974.01           | \$        | -                   | \$ -                   | \$ 613,974.01           |
| 0709021       | Impact60/Daniels - FY 2021             | \$ 44,415.83            | \$        | -                   | \$ -                   | \$ 44,415.83            |
| 2000000       | Activity Accounts - Student Managed    | \$ 66,534.22            | \$        | -                   | \$ 394.50              | \$ 66,139.72            |
| 3000000       | Activity Accounts - Advisor Managed    | \$ 168,784.36           | \$        | 6,799.00            | \$ 2,299.20            | \$ 173,284.16           |
| 4510000       | Data Communications Grant              | \$ -                    | \$        | 138.30              | \$ 138.30              | \$ -                    |
| 4670000       | Student Wellness and Success           | \$ 275,244.35           | \$        | -                   | \$ 8,194.51            | \$ 267,049.84           |
| 4999023       | AG School Safety Grant - FY 2023       | \$ -                    | \$        | -                   | \$ -                   | \$ -                    |
| 5070000       | ESSER (CARES/ARP) Grant                | \$ 25,070.02            | \$        | -                   | \$ 18,804.70           | \$ 6,265.32             |
| 5079023       | ARP Homeless Targeted Support Grant FY | \$ -                    | \$        | -                   | \$ -                   | \$ -                    |
| 5160000       | IDEA Part B                            | \$ 1,505.29             | \$        | -                   | \$ 28,659.42           | \$ (27,154.13)          |
| 5169222       | IDEA-B ARP Grant                       | \$ -                    | \$        | -                   | \$ -                   | \$ -                    |
| 5720000       | Title I Grant                          | \$ 514.10               | \$        | -                   | \$ 12,971.80           | \$ (12,457.70)          |
| 5720100       | Expanding Opportunities                | \$ -                    | \$        | -                   | \$ -                   | \$ -                    |
| 5840000       | Title IV-A - Student Support           | \$ -                    | \$        | -                   | \$ -                   | \$ -                    |
| 5870000       | Preschool Disabilities Grant           | \$ -                    | \$        | -                   | \$ -                   | \$ -                    |
| 5879222       | Preschool Disabilities ARP Grant       | \$ -                    | \$        | -                   | \$ 655.20              | \$ (655.20)             |
| 5900000       | Title II-A                             | \$ -                    | \$        | -                   | \$ -                   | \$ -                    |
| 599-9023      | School Safety Grant - FY 2023          | \$ 17,985.76            | \$        | -                   | \$ -                   | \$ 17,985.76            |
| 599-9123      | NLSP Cafeteria Equipment Grant FY 23   | \$ -                    | \$        | -                   | \$ -                   | \$ -                    |
| <b>Totals</b> |  | <b>\$ 16,461,257.65</b> | <b>\$</b> | <b>1,836,126.18</b> | <b>\$ 1,942,732.46</b> | <b>\$ 16,354,651.37</b> |

## North Union Local Schools July 2023 Fund Balances

| Full Account Code | Description                                  | Initial Cash     | MTD Received    | FYTD Received   | MTD Expended    | FYTD Expended   | Fund Balance     | Encumbrance     | Unencumbered Balance |
|-------------------|--|------------------|-----------------|-----------------|-----------------|-----------------|------------------|-----------------|----------------------|
| 001-0000          | General Fund                                 | \$ 10,187,934.19 | \$ 1,822,019.22 | \$ 1,822,019.22 | \$ 1,404,032.02 | \$ 1,404,032.02 | \$ 10,605,921.39 | \$ 2,445,461.22 | \$ 8,160,460.17      |
| 001-9121          | HB 412 Supplies, Textbooks                   | 1,889,680.57     | 0.00            | 0.00            | 12,812.82       | 12,812.82       | 1,876,867.75     | 208,617.51      | 1,668,250.24         |
| 001-9122          | HS 412 Capital Outlay                        | 1,603,977.07     | 0.00            | 0.00            | 244,867.25      | 244,867.25      | 1,359,109.82     | 704,415.57      | 654,694.25           |
| 001-9123          | HS 412 Reserve Fund                          | 334,686.61       | 0.00            | 0.00            | 0.00            | 0.00            | 334,686.61       | 0.00            | 334,686.61           |
| 002-0000          | Bond Retirement Fund                         | 400,840.96       | 0.00            | 0.00            | 0.00            | 0.00            | 400,840.96       | 596,430.00      | (195,589.04)         |
| 003-0000          | Permanent Improvement                        | 308,414.01       | 0.00            | 0.00            | 158,404.50      | 158,404.50      | 150,009.51       | 327,798.45      | (177,788.94)         |
| 006-0000          | Food Services                                | 207,479.96       | 6,980.77        | 6,980.77        | 46,253.29       | 46,253.29       | 168,207.44       | 393,253.03      | (225,045.59)         |
| 007-9005          | McMahon/Mike's Roof Scholarship              | 500.00           | 0.00            | 0.00            | 0.00            | 0.00            | 500.00           | 0.00            | 500.00               |
| 007-9006          | Craig Cooley Scholarship                     | 4,762.97         | 0.00            | 0.00            | 0.00            | 0.00            | 4,762.97         | 0.00            | 4,762.97             |
| 007-9007          | Kevin Smith Scholarship                      | 6,000.00         | 0.00            | 0.00            | 0.00            | 0.00            | 6,000.00         | 0.00            | 6,000.00             |
| 007-9010          | Byhalia-York Scholarship                     | 2,350.00         | 0.00            | 0.00            | 0.00            | 0.00            | 2,350.00         | 0.00            | 2,350.00             |
| 007-9012          | RICHWOOD POLICE SCHOLARSHIP FUND             | 1,500.00         | 0.00            | 0.00            | 1,500.00        | 1,500.00        | 0.00             | 0.00            | 0.00                 |
| 007-9013          | YOUNG MUSIC/PERFORMING ARTS SCHOLARSHIP FUND | 2,000.00         | 0.00            | 0.00            | 1,000.00        | 1,000.00        | 1,000.00         | 0.00            | 1,000.00             |
| 007-9014          | RICHWOOD GARDEN CLUB SCHOLARSHIP             | 500.00           | 0.00            | 0.00            | 0.00            | 0.00            | 500.00           | 0.00            | 500.00               |
| 007-9017          | CALEB DELP MEMORIAL SCHOLARSHIP              | 2,000.00         | 0.00            | 0.00            | 0.00            | 0.00            | 2,000.00         | 0.00            | 2,000.00             |
| 007-9019          | PATRICIA WARNER HOUK SCHOLARSHIP             | 85,715.54        | 0.00            | 0.00            | 0.00            | 0.00            | 85,715.54        | 0.00            | 85,715.54            |
| 007-9021          | RUTH B. WELLER MEMORIAL SCHOLARSHIP          | 4,000.00         | 0.00            | 0.00            | 0.00            | 0.00            | 4,000.00         | 0.00            | 4,000.00             |
| 007-9022          | ARTS MEMORIAL SCHOLARSHIP                    | 2,348.00         | 0.00            | 0.00            | 500.00          | 500.00          | 1,848.00         | 0.00            | 1,848.00             |
| 007-9023          | JAYCOB R. FOX SCHOLARSHIP FUND               | 500.00           | 0.00            | 0.00            | 0.00            | 0.00            | 500.00           | 0.00            | 500.00               |
| 007-9126          | JOSHUA O'REILLY MEMORIAL SCHOLARSHIP FUND    | 1,400.00         | 0.00            | 0.00            | 0.00            | 0.00            | 1,400.00         | 0.00            | 1,400.00             |
| 007-9127          | RESEARCH & DESIGN STIMULATION SCHOLARSHIP    | 5,000.00         | 0.00            | 0.00            | 0.00            | 0.00            | 5,000.00         | 0.00            | 5,000.00             |
| 007-9128          | PATRICK LIGGACY/NULL SCHOLARSHIP FUND        | 1,000.00         | 0.00            | 0.00            | 0.00            | 0.00            | 1,000.00         | 0.00            | 1,000.00             |
| 007-9999          | Parrott Scholarship Fund                     | 78,823.85        | 41.32           | 41.32           | 1,000.00        | 1,000.00        | 77,865.17        | 0.00            | 77,865.17            |
| 018-9050          | Public School Support - MS                   | 17,589.91        | 49.19           | 49.19           | 220.00          | 220.00          | 17,419.10        | 1,657.50        | 15,761.60            |
| 018-9060          | Public School Support - HS                   | 17,927.01        | 49.19           | 49.19           | 24.95           | 24.95           | 17,951.25        | 9,281.02        | 8,670.23             |
| 018-9070          | NU Elementary Princ Acct                     | 80,299.06        | 49.19           | 49.19           | 0.00            | 0.00            | 80,348.25        | 45,835.84       | 34,512.41            |
| 034-0000          | Capital Maintenance Fund                     | 613,974.01       | 0.00            | 0.00            | 0.00            | 0.00            | 613,974.01       | 151,261.80      | 462,712.21           |
| 070-9021          | IMPACT60/DANIELS - FY 2021 FUND              | 44,415.83        | 0.00            | 0.00            | 0.00            | 0.00            | 44,415.83        | 41,508.04       | 2,907.79             |
| 200-9013          | CLASS OF 2013                                | 164.41           | 0.00            | 0.00            | 0.00            | 0.00            | 164.41           | 0.00            | 164.41               |
| 200-9014          | CLASS OF 2014                                | 1,122.91         | 0.00            | 0.00            | 0.00            | 0.00            | 1,122.91         | 0.00            | 1,122.91             |
| 200-9016          | CLASS OF 2016                                | 382.66           | 0.00            | 0.00            | 0.00            | 0.00            | 382.66           | 0.00            | 382.66               |
| 200-9017          | CLASS OF 2017                                | 60.83            | 0.00            | 0.00            | 0.00            | 0.00            | 60.83            | 0.00            | 60.83                |

## North Union Local Schools July 2023 Fund Balances

| Full Account Code | Description                          | Initial Cash | MTD Received | FYTD Received | MTD Expended | FYTD Expended | Fund Balance | Encumbrance | Unencumbered Balance |
|-------------------|--------------------------------------|--------------|--------------|---------------|--------------|---------------|--------------|-------------|----------------------|
| 200-9018          | CLASS OF 2018                        | \$ 1,456.10  | \$ 0.00      | \$ 0.00       | \$ 0.00      | \$ 0.00       | \$ 1,456.10  | \$ 0.00     | \$ 1,456.10          |
| 200-9019          | CLASS OF 2019                        | 211.34       | 0.00         | 0.00          | 0.00         | 0.00          | 211.34       | 0.00        | 211.34               |
| 200-9020          | CLASS OF 2020                        | 1,398.69     | 0.00         | 0.00          | 0.00         | 0.00          | 1,398.69     | 0.00        | 1,398.69             |
| 200-9021          | CLASS OF 2021                        | 3,388.90     | 0.00         | 0.00          | 0.00         | 0.00          | 3,388.90     | 0.00        | 3,388.90             |
| 200-9022          | CLASS OF 2022                        | 5,028.99     | 0.00         | 0.00          | 0.00         | 0.00          | 5,028.99     | 0.00        | 5,028.99             |
| 200-9023          | CLASS OF 2023                        | 3,894.40     | 0.00         | 0.00          | 394.50       | 394.50        | 3,499.90     | 605.50      | 2,894.40             |
| 200-9024          | CLASS OF 2024                        | 9,092.56     | 0.00         | 0.00          | 0.00         | 0.00          | 9,092.56     | 2.00        | 9,090.56             |
| 200-9025          | CLASS OF 2025                        | 2,580.00     | 0.00         | 0.00          | 0.00         | 0.00          | 2,580.00     | 2.00        | 2,578.00             |
| 200-9026          | CLASS OF 2026                        | 500.00       | 0.00         | 0.00          | 0.00         | 0.00          | 500.00       | 2.00        | 498.00               |
| 200-9050          | Student Act - MS St Council          | 3,913.40     | 0.00         | 0.00          | 0.00         | 0.00          | 3,913.40     | 1,000.00    | 2,913.40             |
| 200-9111          | Art Club                             | 2,129.64     | 0.00         | 0.00          | 0.00         | 0.00          | 2,129.64     | 2.00        | 2,127.64             |
| 200-9141          | National Honor Society               | 436.41       | 0.00         | 0.00          | 0.00         | 0.00          | 436.41       | 2.00        | 434.41               |
| 200-9330          | HS FFA                               | 16,873.75    | 0.00         | 0.00          | 0.00         | 0.00          | 16,873.75    | 830.00      | 16,043.75            |
| 200-9350          | Industrial Arts Club                 | 542.79       | 0.00         | 0.00          | 0.00         | 0.00          | 542.79       | 0.00        | 542.79               |
| 200-9370          | HS BPA                               | 2,834.42     | 0.00         | 0.00          | 0.00         | 0.00          | 2,834.42     | 2.00        | 2,832.42             |
| 200-9610          | HS Student Council                   | 8,533.83     | 0.00         | 0.00          | 0.00         | 0.00          | 8,533.83     | 2,054.08    | 6,479.75             |
| 200-9630          | SOS (STUDENTS OF SERVICE) CLUB       | 47.75        | 0.00         | 0.00          | 0.00         | 0.00          | 47.75        | 2.00        | 45.75                |
| 200-9680          | HS Yearbook                          | 1,940.44     | 0.00         | 0.00          | 0.00         | 0.00          | 1,940.44     | 2.00        | 1,938.44             |
| 300-9000          | MHUC ATHLETIC RESERVE FUND           | 0.00         | 0.00         | 0.00          | 0.00         | 0.00          | 0.00         | 20,000.00   | (20,000.00)          |
| 300-9050          | MS Athletic Department               | 41,868.56    | 1,000.00     | 1,000.00      | 89.00        | 89.00         | 42,779.56    | 26,231.48   | 16,548.08            |
| 300-9060          | HS Athletic Department               | 74,908.90    | 5,722.00     | 5,722.00      | 2,210.20     | 2,210.20      | 78,420.70    | 179,434.67  | (101,013.97)         |
| 300-9117          | North Union Robotics Club            | 33,644.79    | 0.00         | 0.00          | 0.00         | 0.00          | 33,644.79    | 6,000.00    | 27,644.79            |
| 300-9134          | HS Marching Band                     | 4,692.40     | 0.00         | 0.00          | 0.00         | 0.00          | 4,692.40     | 2.00        | 4,690.40             |
| 300-9137          | HS Show Choir                        | 6,349.08     | 77.00        | 77.00         | 0.00         | 0.00          | 6,426.08     | 254.00      | 6,172.08             |
| 300-9139          | Drama - Music Production             | 6,840.58     | 0.00         | 0.00          | 0.00         | 0.00          | 6,840.58     | 0.00        | 6,840.58             |
| 300-9190          | HS In The Know                       | 480.05       | 0.00         | 0.00          | 0.00         | 0.00          | 480.05       | 2.00        | 478.05               |
| 451-9023          | NETWORK CONNECTIVITY FY 2023 GRANT   | 0.00         | 138.30       | 138.30        | 138.30       | 138.30        | 0.00         | 0.00        | 0.00                 |
| 467-9020          | STUDENT WELLNESS & SUCCESS FY 2020   | 10,442.85    | 0.00         | 0.00          | 501.76       | 501.76        | 9,941.09     | 7,536.05    | 2,405.04             |
| 467-9021          | STUDENT WELLNESS & SUCCESS FY 2021   | 264,801.50   | 0.00         | 0.00          | 7,692.75     | 7,692.75      | 257,108.75   | 70,816.96   | 186,291.79           |
| 507-9022          | ESSER III - ARP FUNDS                | 24,587.49    | 0.00         | 0.00          | 13,769.76    | 13,769.76     | 10,817.73    | 26,574.41   | (15,756.68)          |
| 507-9023          | ARP HOMELESS TARGETED SUPPORT GRANT  | 0.00         | 0.00         | 0.00          | 0.00         | 0.00          | 0.00         | 12,000.00   | (12,000.00)          |
| 507-9121          | ESSER - ROUND 2 FUNDS                | 482.53       | 0.00         | 0.00          | 5,034.94     | 5,034.94      | (4,552.41)   | 0.00        | (4,552.41)           |
| 516-9023          | IDEA-B FEDERAL GRANT FY 2023         | 1,505.29     | 0.00         | 0.00          | 28,659.42    | 28,659.42     | (27,154.13)  | 0.00        | (27,154.13)          |
| 572-9023          | TITLE I FY 2023                      | 514.10       | 0.00         | 0.00          | 12,971.80    | 12,971.80     | (12,457.70)  | 0.00        | (12,457.70)          |
| 572-9024          | TITLE I FY 2024                      | 0.00         | 0.00         | 0.00          | 0.00         | 0.00          | 0.00         | 300.00      | (300.00)             |
| 584-9024          | TITLE IV-A - STUDENT SUPPORT FY 2024 | 0.00         | 0.00         | 0.00          | 0.00         | 0.00          | 0.00         | 12,774.88   | (12,774.88)          |

### North Union Local Schools July 2023 Fund Balances

| Full Account Code  | Description   | Initial Cash         | MTD Received              | FYTD Received          | MTD Expended           | FYTD Expended          | Fund Balance         | Encumbrance               | Unencumbered Balance    |
|--------------------|---|----------------------|---------------------------|------------------------|------------------------|------------------------|----------------------|---------------------------|-------------------------|
| 587-9222           | ARP PRESCHOOL DISABILITIES<br>FY 2022 FEDERAL GRANT | \$ 0.00              | \$ 0.00                   | \$ 0.00                | \$ 655.20              | \$ 655.20              | \$ (655.20)          | \$ 0.00                   | \$ (655.20)             |
| 599-9023           | SCHOOL SAFETY GRANT - FY<br>2023                    | 17,985.76            | 0.00                      | 0.00                   | 0.00                   | 0.00                   | 17,985.76            | 17,985.76                 | 0.00                    |
| 599-9123           | NLSP CAFETERIA EQUIPMENT<br>GRANT FY 2023           | 0.00                 | 0.00                      | 0.00                   | 0.00                   | 0.00                   | 0.00                 | 35,000.00                 | (35,000.00)             |
| <b>Grand Total</b> |   | <b>16,461,257.65</b> | <b>\$ \$ 1,836,126.18</b> | <b>\$ 1,836,126.18</b> | <b>\$ 1,942,732.46</b> | <b>\$ 1,942,732.46</b> | <b>16,354,651.37</b> | <b>\$ \$ 5,344,937.77</b> | <b>\$ 11,009,713.60</b> |

**2023-2024  
FINANCIAL FORECASTS  
AND  
ACTUALS**





# North Union Revenue Breakdown

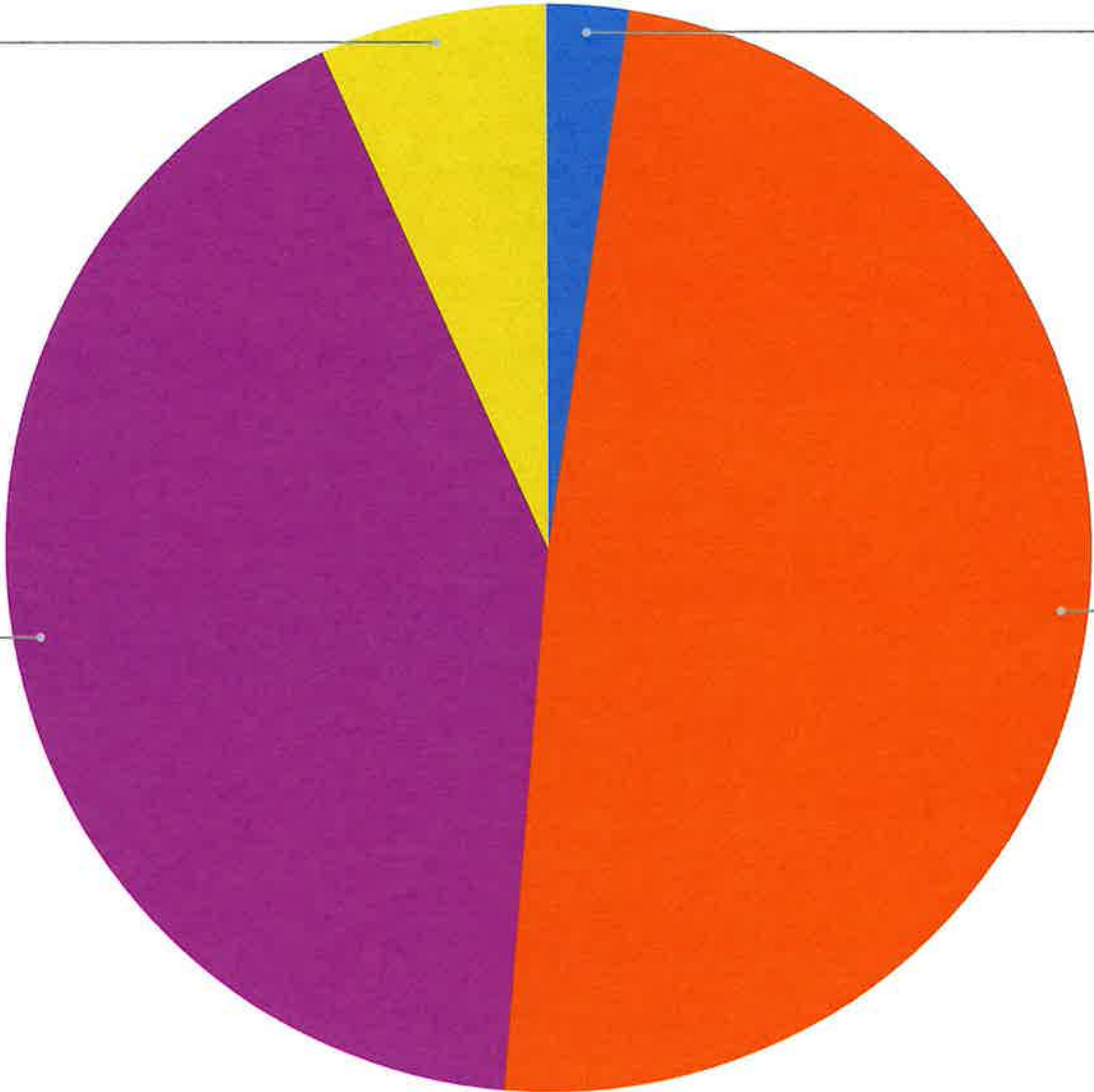
July 2023 - July 2023

Other Local, Refunds  
6.8%

Interest  
2.5%

State Support  
41.9%

Income Tax  
48.9%





# North Union Expenditure Breakdown

July 2023 - July 2023

Other Expenditures

1.8%

Capital Outlay

10.0%

Supplies

2.4%

Purchased Services

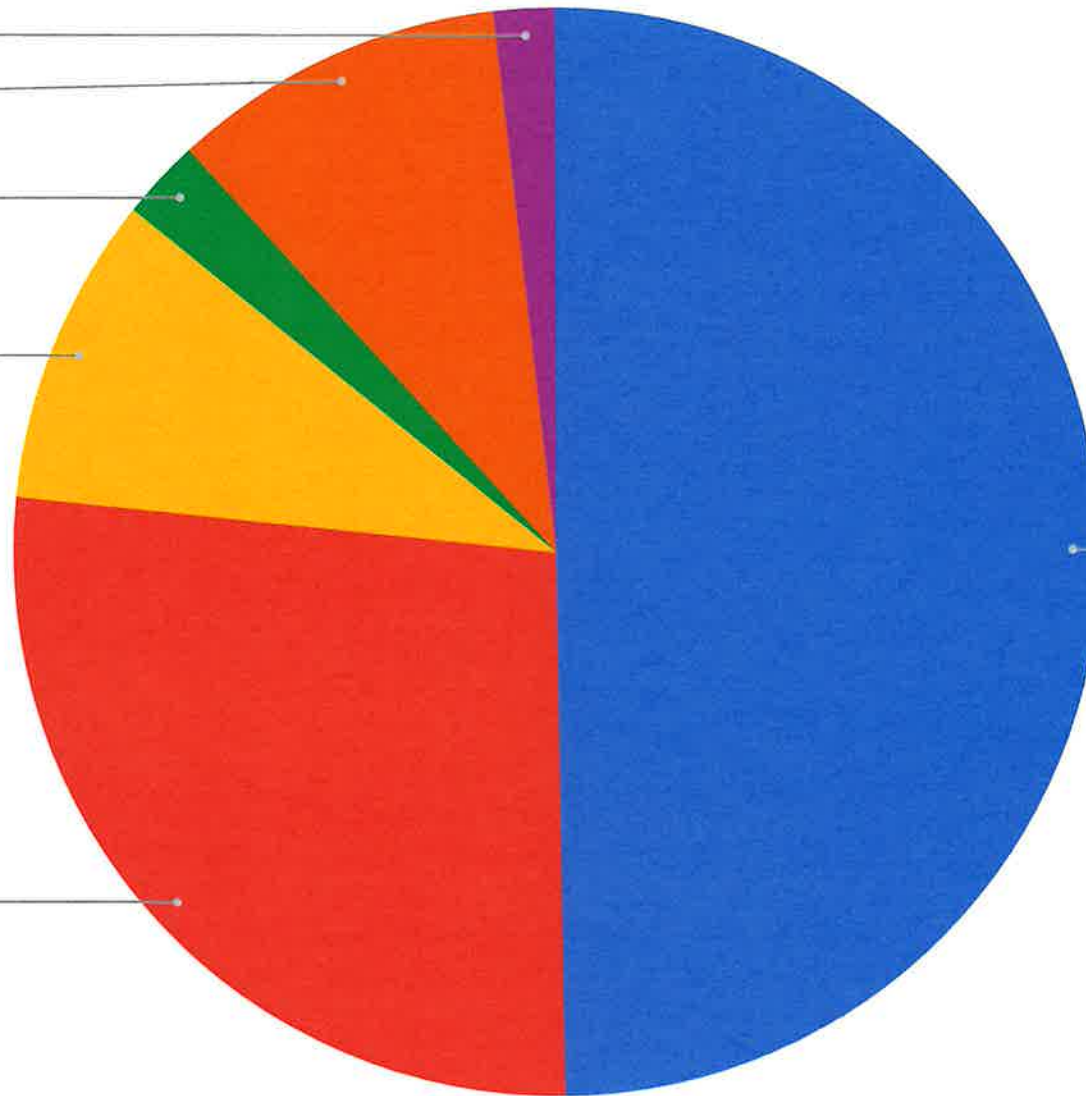
9.2%

Benefits

26.9%

Salaries

49.8%



**VARIANCE**

**REPORT**



**North Union LSD  
Variance Comparison  
FY 2023 vs. FY 2024**

| Month vs Month                  |              |              |             |  |
|---------------------------------|--------------|--------------|-------------|--|
|                                 | July 2022    | July 2023    | Variance    | Explanation  |
| <b>BEGINNING CASH BALANCE</b>   | \$12,900,580 | \$14,016,278 | \$1,115,698 | Higher Beginning Balance                                 |
| <b>RECEIPTS:</b>                |              |              |             |  |
| <b>LOCAL SOURCES:</b>           |              |              |             |  |
| Real Estate                     | \$0          | \$0          | \$0         |  |
| Personal Tangible               | \$0          | \$0          | \$0         |  |
| Investment Earnings             | \$17,708     | \$44,925     | \$27,217    | Interest Rates Are Much Higher At This Time              |
| Income Tax                      | \$972,558    | \$890,366    | -\$82,192   | Lower Settlement This Quarter, Hopefully a Timing Issue  |
| Other                           | \$8,715      | \$119,328    | \$110,613   | Medicaid Settlement Payment                              |
| <b>STATE SOURCES:</b>           |              |              |             |  |
| Foundation Program              | \$713,604    | \$713,556    | -\$48       | Slightly Lower Than Last Year -Immaterial                |
| Rollback/Homestead              | \$0          | \$0          | \$0         |  |
| Other                           | \$49,659     | \$49,555     | -\$105      | Slightly Lower Than Last Year -Immaterial                |
| <b>TRANSFERS:</b>               |              |              |             |  |
| Transfers/Adv In                | \$0          | \$0          | \$0         |  |
| Prior Year Refund               | \$15         | \$4,289      | \$4,274     | Tuition Repayment, Other Refunds                         |
| <b>TOTAL RECEIPTS:</b>          | \$1,762,259  | \$1,822,019  | \$59,760    | Medicaid Settlement Payment, Higher Interest Earnings    |
| <b>TOTAL REC + CASH BALANCE</b> | \$14,662,839 | \$15,838,298 | \$1,175,459 | Higher Receipts This Month, Higher Beginning Balance     |
| <b>EXPENDITURES:</b>            |              |              |             |  |
| Salary/Wages                    | \$815,393    | \$826,774    | -\$11,381   | Higher Salaries  |
| Fringe Benefits                 | \$412,848    | \$446,448    | -\$33,600   | Higher Medical Insurance Costs, Payroll Taxes            |
| Purchased Services              | \$218,090    | \$152,640    | \$65,450    | Timing of Invoices - Lower This Month                    |
| Supplies/Materials              | \$111,310    | \$39,863     | \$71,447    | Lower This Month, Timing                                 |
| Capital Outlay/Equipment        | \$13,706     | \$165,698    | -\$151,992  | Elementray Playground Project Payment                    |
| Transfers/Adv. Out              | \$0          | \$0          | \$0         |  |
| Other                           | \$15,943     | \$30,290     | -\$14,347   | No Expenditure Adjustment Yet For ESC Services           |
| <b>TOTAL EXPENDITURES:</b>      | \$1,587,290  | \$1,661,712  | -\$74,422   | Higher Salary, Benefits, Playground Project, Other Costs |
| <b>ENDING CASH BALANCE:</b>     | \$13,075,549 | \$14,176,586 | \$1,101,037 | Higher Revenue, Beginning Balance                        |

# FIVE YEAR FINANCIAL FORECAST



**NORTH UNION LOCAL SCHOOLS FIVE-YEAR FORECAST**

|                                      | <b>FY22</b>         | <b>FY23</b>         | <b>FY24</b>         | <b>FY25</b>         | <b>FY26</b>         | <b>FY27</b>         | <b>FY28</b>         |
|--------------------------------------|---------------------|---------------------|---------------------|---------------------|---------------------|---------------------|---------------------|
| <b>OPERATIONAL REVENUE</b>           |                     |                     |                     |                     |                     |                     |                     |
| Real Estate Taxes                    | \$5,042,726         | \$5,536,392         | \$5,564,074         | \$5,591,895         | \$5,591,895         | \$5,591,895         | \$5,591,895         |
| Utility Property                     | \$490,777           | \$512,200           | \$514,761           | \$517,335           | \$522,508           | \$527,734           | \$530,372           |
| Income Taxes                         | \$2,414,405         | \$2,804,054         | \$2,832,095         | \$2,860,415         | \$2,889,020         | \$2,917,910         | \$2,947,089         |
| Other Local Revenue                  | \$502,239           | \$410,479           | \$440,584           | \$352,467           | \$348,942           | \$345,453           | \$338,544           |
| State Foundation Program             | \$8,642,039         | \$8,663,808         | \$8,663,808         | \$8,663,808         | \$8,707,127         | \$8,620,056         | \$8,576,956         |
| Rollback & Homestead Program         | \$703,513           | \$774,088           | \$774,087           | \$770,217           | \$766,365           | \$762,534           | \$754,908           |
| Other State Revenue                  | \$605,373           | \$596,790           | \$584,854           | \$579,005           | \$564,530           | \$564,530           | \$564,530           |
| Investment Earnings                  | \$89,156            | \$470,275           | \$472,627           | \$474,990           | \$379,992           | \$303,994           | \$227,995           |
| Other Non-Operating Revenue          | \$60,240            | \$46,589            | \$20,000            | \$20,000            | \$20,000            | \$20,000            | \$20,000            |
| <b>TOTAL OPERATIONAL REVENUE</b>     | <b>\$18,550,468</b> | <b>\$19,814,676</b> | <b>\$19,866,889</b> | <b>\$19,830,132</b> | <b>\$19,790,380</b> | <b>\$19,654,104</b> | <b>\$19,552,289</b> |
| <b>OPERATIONAL EXPENSES</b>          |                     |                     |                     |                     |                     |                     |                     |
| Salaries and Wages                   | \$9,950,143         | \$10,113,260        | \$10,467,224        | \$11,063,576        | \$11,450,802        | \$11,851,580        | \$12,207,127        |
| Fringe Benefits                      | \$4,322,518         | \$4,718,036         | \$5,095,479         | \$5,727,640         | \$6,099,936         | \$6,496,432         | \$6,918,700         |
| Purchased Services                   | \$2,504,373         | \$2,487,974         | \$2,612,373         | \$2,742,992         | \$2,770,422         | \$2,798,126         | \$2,826,107         |
| Supplies/Materials                   | \$693,420           | \$744,159           | \$781,367           | \$742,299           | \$746,010           | \$753,470           | \$761,005           |
| Capital Outlay/Equipment             | \$335,085           | \$457,618           | \$918,976           | \$418,976           | \$427,355           | \$431,629           | \$444,578           |
| Other Expenses                       | \$214,473           | \$176,930           | \$268,700           | \$226,387           | \$284,822           | \$249,025           | \$313,304           |
| Transfers/Advances                   | \$101,000           | \$1,000             | \$10,000            | \$10,000            | \$10,000            | \$10,000            | \$10,000            |
| <b>TOTAL OPERATIONAL EXPENSES</b>    | <b>\$18,121,011</b> | <b>\$18,698,977</b> | <b>\$20,154,117</b> | <b>\$20,931,868</b> | <b>\$21,789,346</b> | <b>\$22,590,262</b> | <b>\$23,480,820</b> |
| <b>OPERATIONAL PROFIT/LOSS</b>       | <b>\$429,457</b>    | <b>\$1,115,699</b>  | <b>-\$287,228</b>   | <b>-\$1,101,736</b> | <b>-\$1,998,966</b> | <b>-\$2,936,157</b> | <b>-\$3,928,532</b> |
| Add Beginning Cash                   | \$12,471,122        | \$12,900,579        | \$14,016,278        | \$13,729,050        | \$12,627,314        | \$10,628,347        | \$7,692,190         |
| <b>ENDING CASH BALANCE</b>           | <b>\$12,900,579</b> | <b>\$14,016,278</b> | <b>\$13,729,050</b> | <b>\$12,627,314</b> | <b>\$10,628,347</b> | <b>\$7,692,190</b>  | <b>\$3,763,658</b>  |
| LESS ENCUMBRANCES                    | \$961,389           | \$1,121,884         | \$1,099,446         | \$1,077,457         | \$1,055,908         | \$1,034,790         | \$1,045,138         |
| <b>ENDING AVAILABLE CASH BALANCE</b> | <b>\$11,939,190</b> | <b>\$12,894,394</b> | <b>\$12,629,604</b> | <b>\$11,549,856</b> | <b>\$9,572,439</b>  | <b>\$6,657,400</b>  | <b>\$2,718,520</b>  |
|                                      | <b>FY22</b>         | <b>FY23</b>         | <b>FY24</b>         | <b>FY25</b>         | <b>FY26</b>         | <b>FY27</b>         | <b>FY28</b>         |

# CURRENT MONTH'S CHECK REGISTER



## North Union Local Schools July 2023 - Check Register

| Primary Name                | Check # | Date      | Type              | Amount      | Check Type | Reconcile Date | Status      | Void Date |
|-----------------------------|---------|-----------|-------------------|-------------|------------|----------------|-------------|-----------|
| HERITAGE COOPERATIVE        | 90948   | 7/11/2023 | ACCOUNTS_PA YABLE | \$ 2,689.26 | Check      | 8/2/2023       | RECONCILED  |           |
| TREASURER, STATE OF OHIO    | 90949   | 7/11/2023 | ACCOUNTS_PA YABLE | 250.00      | Check      | 8/2/2023       | RECONCILED  |           |
| AMAZON.COM                  | 90950   | 7/12/2023 | ACCOUNTS_PA YABLE | 8,168.72    | Check      | 8/2/2023       | RECONCILED  |           |
| AQUA SYSTEMS                | 90951   | 7/12/2023 | ACCOUNTS_PA YABLE | 49.90       | Check      | 8/2/2023       | RECONCILED  |           |
| BRECK MOONEYHAM             | 90952   | 7/12/2023 | ACCOUNTS_PA YABLE | 60.39       | Check      | 8/2/2023       | RECONCILED  |           |
| BROWN SUPPLY COMPANY        | 90953   | 7/12/2023 | ACCOUNTS_PA YABLE | 19,099.30   | Check      | 8/2/2023       | RECONCILED  |           |
| CENTRAL BUCKEYE CONFERENCE  | 90954   | 7/12/2023 | ACCOUNTS_PA YABLE | 1,500.00    | Check      | 8/2/2023       | RECONCILED  |           |
| CHILDREN'S DYSLEXIA CENTER  | 90955   | 7/12/2023 | ACCOUNTS_PA YABLE | 2,330.00    | Check      |                | OUTSTANDING |           |
| COLUMBUS CLAY               | 90956   | 7/12/2023 | ACCOUNTS_PA YABLE | 1,125.25    | Check      | 8/2/2023       | RECONCILED  |           |
| FILE 13 AT UCO INDUSTRIES   | 90957   | 7/12/2023 | ACCOUNTS_PA YABLE | 47.20       | Check      | 8/2/2023       | RECONCILED  |           |
| FRONTIER                    | 90958   | 7/12/2023 | ACCOUNTS_PA YABLE | 1,327.65    | Check      | 8/2/2023       | RECONCILED  |           |
| GAME ONE                    | 90959   | 7/12/2023 | ACCOUNTS_PA YABLE | 178.00      | Check      | 8/2/2023       | RECONCILED  |           |
| GORDON FLESCH COMPANY, INC. | 90960   | 7/12/2023 | ACCOUNTS_PA YABLE | 8,350.00    | Check      | 8/2/2023       | RECONCILED  |           |
| GORDON FOODS                | 90961   | 7/12/2023 | ACCOUNTS_PA YABLE | 3,154.91    | Check      | 8/2/2023       | RECONCILED  |           |
| GRAU ELECTRIC LTD           | 90962   | 7/12/2023 | ACCOUNTS_PA YABLE | 17,736.39   | Check      | 8/2/2023       | RECONCILED  |           |
| HERITAGE COOPERATIVE        | 90963   | 7/12/2023 | ACCOUNTS_PA YABLE | 415.11      | Check      | 8/2/2023       | RECONCILED  |           |
| ILENE MICHA                 | 90964   | 7/12/2023 | ACCOUNTS_PA YABLE | 554.00      | Check      | 8/2/2023       | RECONCILED  |           |
| JARED EVANS                 | 90965   | 7/12/2023 | ACCOUNTS_PA YABLE | 67.23       | Check      | 8/2/2023       | RECONCILED  |           |
| JOHN DEERE FINANCIAL        | 90966   | 7/12/2023 | ACCOUNTS_PA YABLE | 3,526.29    | Check      | 8/2/2023       | RECONCILED  |           |
| KIMBALL MIDWEST             | 90967   | 7/12/2023 | ACCOUNTS_PA YABLE | 313.26      | Check      | 8/2/2023       | RECONCILED  |           |
| KIMMEL CLEANERS             | 90968   | 7/12/2023 | ACCOUNTS_PA YABLE | 120.00      | Check      | 8/2/2023       | RECONCILED  |           |
| KINCAID WASTEWATER SERVICES | 90969   | 7/12/2023 | ACCOUNTS_PA YABLE | 806.73      | Check      | 8/2/2023       | RECONCILED  |           |
| LEADER PRINTING             | 90970   | 7/12/2023 | ACCOUNTS_PA YABLE | 2,015.15    | Check      | 8/2/2023       | RECONCILED  |           |
| MARION TECHNICAL COLLEGE    | 90971   | 7/12/2023 | ACCOUNTS_PA YABLE | 87.39       | Check      | 8/2/2023       | RECONCILED  |           |
| MARY PRICE                  | 90972   | 7/12/2023 | ACCOUNTS_PA YABLE | 3,722.10    | Check      | 8/2/2023       | RECONCILED  |           |
| MARYSVILLE JOURNAL TRIBUNE  | 90973   | 7/12/2023 | ACCOUNTS_PA YABLE | 40.00       | Check      | 8/2/2023       | RECONCILED  |           |
| OACAC                       | 90974   | 7/12/2023 | ACCOUNTS_PA YABLE | 40.00       | Check      |                | OUTSTANDING |           |
| OHIO SCHOOLS COUNCIL        | 90975   | 7/12/2023 | ACCOUNTS_PA YABLE | 2,654.25    | Check      | 8/2/2023       | RECONCILED  |           |
| OHIO VALLEY                 | 90976   | 7/12/2023 | ACCOUNTS_PA       | 2,786.72    | Check      | 8/2/2023       | RECONCILED  |           |

## North Union Local Schools July 2023 - Check Register

| Primary Name                                 | Check # | Date      | Type                 | Amount     | Check Type | Reconcile Date | Status     | Void Date |
|--|---------|-----------|----------------------|------------|------------|----------------|------------|-----------|
| INTEGRATION<br>SERVIC                        |         |           | YABLE                |            |            |                |            |           |
| PEACOCK<br>WATER COND.                       | 90977   | 7/12/2023 | ACCOUNTS_PA<br>YABLE | \$ 380.75  | Check      | 8/2/2023       | RECONCILED |           |
| PLOTNER<br>HARDWARE                          | 90978   | 7/12/2023 | ACCOUNTS_PA<br>YABLE | 4.78       | Check      | 8/2/2023       | RECONCILED |           |
| PWISTA -<br>Mahopac INC.                     | 90979   | 7/12/2023 | ACCOUNTS_PA<br>YABLE | 799.99     | Check      | 8/2/2023       | RECONCILED |           |
| RIGHTWAY<br>FOOD SERVICE                     | 90980   | 7/12/2023 | ACCOUNTS_PA<br>YABLE | 848.76     | Check      | 8/2/2023       | RECONCILED |           |
| RUMPKE                                       | 90981   | 7/12/2023 | ACCOUNTS_PA<br>YABLE | 4,546.85   | Check      | 8/2/2023       | RECONCILED |           |
| RURAL KING                                   | 90982   | 7/12/2023 | ACCOUNTS_PA<br>YABLE | 69.99      | Check      | 8/2/2023       | RECONCILED |           |
| SCHOOL<br>PRIDE                              | 90983   | 7/12/2023 | ACCOUNTS_PA<br>YABLE | 621.20     | Check      | 8/2/2023       | RECONCILED |           |
| SERVICE<br>MASTER BY<br>ISLER                | 90984   | 7/12/2023 | ACCOUNTS_PA<br>YABLE | 250.00     | Check      | 8/2/2023       | RECONCILED |           |
| SMITH FOODS<br>INC.                          | 90985   | 7/12/2023 | ACCOUNTS_PA<br>YABLE | 419.42     | Check      | 8/2/2023       | RECONCILED |           |
| STAPLES<br>BUSINESS<br>DELIVERY              | 90986   | 7/12/2023 | ACCOUNTS_PA<br>YABLE | 2,197.44   | Check      | 8/2/2023       | RECONCILED |           |
| SUN BELT<br>RENTALS                          | 90987   | 7/12/2023 | ACCOUNTS_PA<br>YABLE | 91.23      | Check      | 8/2/2023       | RECONCILED |           |
| SUPERIOR<br>PAINTING AND                     | 90988   | 7/12/2023 | ACCOUNTS_PA<br>YABLE | 530.00     | Check      | 8/2/2023       | RECONCILED |           |
| TRANSPORTAT<br>ION                           | 90989   | 7/12/2023 | ACCOUNTS_PA<br>YABLE | 141.44     | Check      | 8/2/2023       | RECONCILED |           |
| ACCESSORIES<br>TREASURER<br>STATE OF<br>OHIO | 90990   | 7/12/2023 | ACCOUNTS_PA<br>YABLE | 803.25     | Check      | 8/2/2023       | RECONCILED |           |
| VEX<br>ROBOTICS,<br>INC.                     | 90991   | 7/12/2023 | ACCOUNTS_PA<br>YABLE | 3,897.82   | Check      | 8/2/2023       | RECONCILED |           |
| VILLAGE OF<br>RICHWOOD                       | 90992   | 7/12/2023 | ACCOUNTS_PA<br>YABLE | 997.16     | Check      | 8/2/2023       | RECONCILED |           |
| WOLFF BROS.<br>SUPPLY, INC.                  | 90993   | 7/12/2023 | ACCOUNTS_PA<br>YABLE | 290.41     | Check      | 8/2/2023       | RECONCILED |           |
| XTEK<br>PARTNERS,<br>INC.                    | 90994   | 7/12/2023 | ACCOUNTS_PA<br>YABLE | 1,504.00   | Check      | 8/2/2023       | RECONCILED |           |
| A+<br>LANDSCAPING<br>INC.                    | 90995   | 7/13/2023 | ACCOUNTS_PA<br>YABLE | 8,047.50   | Check      | 8/2/2023       | RECONCILED |           |
| CAPSTONE                                     | 90996   | 7/13/2023 | ACCOUNTS_PA<br>YABLE | 1,337.97   | Check      | 8/2/2023       | RECONCILED |           |
| HEALTHCARE<br>BILLING<br>SERVICES, I         | 90997   | 7/13/2023 | ACCOUNTS_PA<br>YABLE | 9,078.64   | Check      | 8/2/2023       | RECONCILED |           |
| LEVAN'S<br>EXCAVATING,<br>INC                | 90998   | 7/13/2023 | ACCOUNTS_PA<br>YABLE | 158,404.50 | Check      | 8/2/2023       | RECONCILED |           |
| NORTH<br>CENTRAL<br>OHIO ESC                 | 90999   | 7/13/2023 | ACCOUNTS_PA<br>YABLE | 1,474.13   | Check      | 8/2/2023       | RECONCILED |           |
| OASSA  | 91000   | 7/13/2023 | ACCOUNTS_PA<br>YABLE | 20.00      | Check      | 8/2/2023       | RECONCILED |           |
| SCOTT<br>MARUNIAK                            | 91001   | 7/13/2023 | ACCOUNTS_PA<br>YABLE | 83.19      | Check      | 8/2/2023       | RECONCILED |           |
| SECURLY, INC.                                | 91002   | 7/13/2023 | ACCOUNTS_PA<br>YABLE | 1,917.50   | Check      | 8/2/2023       | RECONCILED |           |
| SUPERIOR<br>PAINTING AND                     | 91003   | 7/13/2023 | ACCOUNTS_PA<br>YABLE | 10,940.00  | Check      | 8/2/2023       | RECONCILED |           |
| BRICKER<br>GRAYDON LLP                       | 91004   | 7/19/2023 | ACCOUNTS_PA<br>YABLE | 5,012.50   | Check      | 8/2/2023       | RECONCILED |           |



## North Union Local Schools

### July 2023 - Check Register

| Primary Name                   | Check # | Date      | Type              | Amount      | Check Type | Reconcile Date | Status      | Void Date |
|--------------------------------|---------|-----------|-------------------|-------------|------------|----------------|-------------|-----------|
| COLUMBIA GAS OF OHIO           | 91005   | 7/19/2023 | ACCOUNTS_PA YABLE | \$ 1,320.48 | Check      |                | OUTSTANDING |           |
| CRISIS PREVENTION INSTITUTE    | 91006   | 7/19/2023 | ACCOUNTS_PA YABLE | 2,478.63    | Check      | 8/2/2023       | RECONCILED  |           |
| CURRICULUM ASSOC., INC.        | 91007   | 7/19/2023 | ACCOUNTS_PA YABLE | 655.20      | Check      | 8/2/2023       | RECONCILED  |           |
| ESC OF CENTRAL OHIO            | 91008   | 7/19/2023 | ACCOUNTS_PA YABLE | 3,683.43    | Check      | 8/2/2023       | RECONCILED  |           |
| IXL LEARNING, INC.             | 91009   | 7/19/2023 | ACCOUNTS_PA YABLE | 599.00      | Check      |                | OUTSTANDING |           |
| KOORSEN FIRE & SECURITY LUMEN  | 91010   | 7/19/2023 | ACCOUNTS_PA YABLE | 3,209.20    | Check      | 8/2/2023       | RECONCILED  |           |
|                                | 91011   | 7/19/2023 | ACCOUNTS_PA YABLE | 9.72        | Check      | 8/2/2023       | RECONCILED  |           |
| PLOTNER HARDWARE               | 91012   | 7/19/2023 | ACCOUNTS_PA YABLE | 13.96       | Check      | 8/2/2023       | RECONCILED  |           |
| SCHOOL NUTRITION ASSOCIATION   | 91013   | 7/19/2023 | ACCOUNTS_PA YABLE | 49.00       | Check      |                | OUTSTANDING |           |
| A+ LANDSCAPING INC.            | 91014   | 7/26/2023 | ACCOUNTS_PA YABLE | 8,020.00    | Check      | 8/2/2023       | RECONCILED  |           |
| ABC E-RATE, LLC                | 91015   | 7/26/2023 | ACCOUNTS_PA YABLE | 500.00      | Check      |                | OUTSTANDING |           |
| ASHLEY M ANDERSON CUMMINS      | 91016   | 7/26/2023 | ACCOUNTS_PA YABLE | 300.00      | Check      | 8/2/2023       | RECONCILED  |           |
|                                | 91017   | 7/26/2023 | ACCOUNTS_PA YABLE | 1,662.00    | Check      | 8/2/2023       | RECONCILED  |           |
| NRG BUSINESS MARKETING, LLC    | 91018   | 7/26/2023 | ACCOUNTS_PA YABLE | 1,067.57    | Check      | 8/2/2023       | RECONCILED  |           |
| ELECTRONIC SECURITY SERVICES   | 91019   | 7/26/2023 | ACCOUNTS_PA YABLE | 640.50      | Check      |                | OUTSTANDING |           |
| ESC OF CENTRAL OHIO            | 91020   | 7/26/2023 | ACCOUNTS_PA YABLE | 2,204.20    | Check      | 8/2/2023       | RECONCILED  |           |
| EXTRA PACKAGING LLC            | 91021   | 7/26/2023 | ACCOUNTS_PA YABLE | 700.00      | Check      |                | OUTSTANDING |           |
| FIELD SOURCE LLC               | 91022   | 7/26/2023 | ACCOUNTS_PA YABLE | 11,000.00   | Check      | 8/2/2023       | RECONCILED  |           |
| G & H THREADS                  | 91023   | 7/26/2023 | ACCOUNTS_PA YABLE | 220.00      | Check      | 8/2/2023       | RECONCILED  |           |
| JARED EVANS                    | 91024   | 7/26/2023 | ACCOUNTS_PA YABLE | 599.20      | Check      | 8/2/2023       | RECONCILED  |           |
| KIMBERLY CHAPMAN               | 91025   | 7/26/2023 | ACCOUNTS_PA YABLE | 30.00       | Check      | 8/2/2023       | RECONCILED  |           |
| KIMMEL CLEANERS                | 91026   | 7/26/2023 | ACCOUNTS_PA YABLE | 312.00      | Check      | 8/2/2023       | RECONCILED  |           |
| LEARNWELL                      | 91027   | 7/26/2023 | ACCOUNTS_PA YABLE | 119.70      | Check      |                | OUTSTANDING |           |
| MEMORIAL OCC. HEALTH PHYS.     | 91028   | 7/26/2023 | ACCOUNTS_PA YABLE | 6,055.00    | Check      |                | OUTSTANDING |           |
| MICHIGAN PLAYGROUND S LLC      | 91029   | 7/26/2023 | ACCOUNTS_PA YABLE | 163,972.79  | Check      | 8/2/2023       | RECONCILED  |           |
| MID STATE FIRE PREVENTION OSBA | 91030   | 7/26/2023 | ACCOUNTS_PA YABLE | 1,750.00    | Check      |                | OUTSTANDING |           |
|                                | 91031   | 7/26/2023 | ACCOUNTS_PA YABLE | 205.00      | Check      |                | OUTSTANDING |           |
| PLOTNER                        | 91032   | 7/26/2023 | ACCOUNTS_PA       | 69.10       | Check      | 8/2/2023       | RECONCILED  |           |

## North Union Local Schools July 2023 - Check Register

| Primary Name                         | Check # | Date      | Type             | Amount                 | Check Type | Reconcile Date | Status      | Void Date |
|--------------------------------------|---------|-----------|------------------|------------------------|------------|----------------|-------------|-----------|
| HARDWARE RIVERSIDE ASSESSMENTS , LLC | 91033   | 7/26/2023 | ACCOUNTS_PAYABLE | \$ 827.64              | Check      |                | OUTSTANDING |           |
| RUSH TRUCK CENTERS                   | 91034   | 7/26/2023 | ACCOUNTS_PAYABLE | 440.00                 | Check      | 8/2/2023       | RECONCILED  |           |
| SERVICE MASTER BY ISLER              | 91035   | 7/26/2023 | ACCOUNTS_PAYABLE | 1,074.00               | Check      | 8/2/2023       | RECONCILED  |           |
| SHEILA'S FLOWERS                     | 91036   | 7/26/2023 | ACCOUNTS_PAYABLE | 394.50                 | Check      | 8/2/2023       | RECONCILED  |           |
| SHIELD'S LAWN CARE LLC               | 91037   | 7/26/2023 | ACCOUNTS_PAYABLE | 3,481.23               | Check      |                | OUTSTANDING |           |
| UPTOWN CLEANERS                      | 91038   | 7/26/2023 | ACCOUNTS_PAYABLE | 159.11                 | Check      |                | OUTSTANDING |           |
| BRECK MOONEYHAM                      | 91039   | 7/31/2023 | ACCOUNTS_PAYABLE | 161.65                 | Check      |                | OUTSTANDING |           |
| BRIAN NAUMAN                         | 91040   | 7/31/2023 | ACCOUNTS_PAYABLE | 315.63                 | Check      |                | OUTSTANDING |           |
| EFFECTIVE UTILITY                    | 91041   | 7/31/2023 | ACCOUNTS_PAYABLE | 3,036.00               | Check      |                | OUTSTANDING |           |
| ESC OF CENTRAL OHIO                  | 91042   | 7/31/2023 | ACCOUNTS_PAYABLE | 3,683.43               | Check      |                | OUTSTANDING |           |
| HAEZEL HAMILTON                      | 91043   | 7/31/2023 | ACCOUNTS_PAYABLE | 3,000.00               | Check      |                | OUTSTANDING |           |
| JARED EVANS                          | 91044   | 7/31/2023 | ACCOUNTS_PAYABLE | 107.76                 | Check      |                | OUTSTANDING |           |
| JENNIFER WILLIS                      | 91045   | 7/31/2023 | ACCOUNTS_PAYABLE | 337.50                 | Check      |                | OUTSTANDING |           |
| MITCHELL MARLETTE                    | 91046   | 7/31/2023 | ACCOUNTS_PAYABLE | 1,000.00               | Check      |                | OUTSTANDING |           |
| NORTH CENTRAL OHIO ESC               | 91047   | 7/31/2023 | ACCOUNTS_PAYABLE | 24,829.36              | Check      |                | OUTSTANDING |           |
| PLOTNER HARDWARE                     | 91048   | 7/31/2023 | ACCOUNTS_PAYABLE | 119.40                 | Check      |                | OUTSTANDING |           |
| RICHARD BAIRD                        | 91049   | 7/31/2023 | ACCOUNTS_PAYABLE | 258.90                 | Check      |                | OUTSTANDING |           |
| ROGER'S TIRE SERVICE, LLC            | 91050   | 7/31/2023 | ACCOUNTS_PAYABLE | 45.00                  | Check      |                | OUTSTANDING |           |
| RUSH TRUCK CENTERS                   | 91051   | 7/31/2023 | ACCOUNTS_PAYABLE | 412.80                 | Check      |                | OUTSTANDING |           |
| WEEKS PLUMBING                       | 91052   | 7/31/2023 | ACCOUNTS_PAYABLE | 510.00                 | Check      |                | OUTSTANDING |           |
| NORTH UNION LOCAL BOARD OF ED.       | 992678  | 7/6/2023  | PAYROLL          | 463,585.52             | Electronic | 8/2/2023       | RECONCILED  |           |
|                                      | 992679  | 7/6/2023  | ACCOUNTS_PAYABLE | 13,190.52              | Electronic | 8/2/2023       | RECONCILED  |           |
|                                      | 992680  | 7/19/2023 | PAYROLL          | 440,763.60             | Electronic | 8/2/2023       | RECONCILED  |           |
| NORTH UNION LOCAL BOARD OF ED.       | 992681  | 7/19/2023 | ACCOUNTS_PAYABLE | 12,868.68              | Electronic | 8/2/2023       | RECONCILED  |           |
| STARK COUNTY COG                     | 992682  | 7/19/2023 | ACCOUNTS_PAYABLE | 292,770.08             | Electronic | 8/2/2023       | RECONCILED  |           |
| NORTH UNION LOCAL BOARD OF ED.       | 992683  | 7/19/2023 | ACCOUNTS_PAYABLE | 143,644.00             | Electronic | 8/2/2023       | RECONCILED  |           |
| STARK COUNTY COG                     | 992684  | 7/19/2023 | ACCOUNTS_PAYABLE | 100.00                 | Electronic | 8/2/2023       | RECONCILED  |           |
| <b>Grand Total</b>                   |         |           |                  | <b>\$ 1,920,487.61</b> |            |                |             |           |

# APPROPRIATION ADJUSTMENTS, MODIFICATIONS, TRANSFERS, AND ADVANCES



**Financial Statement Adjustments  
As of August 1, 2023**

**FY 2023 Appropriation Additions and Adjustments, Transfer/Advances**

**TRANSFERS**

| <b>Fund Name</b>     | <b>Account From</b> | <b>Amount</b>   | <b>Account To</b>        |
|----------------------|---------------------|-----------------|--------------------------|
| <b>Class of 2026</b> | <b>001-7200-910</b> | <b>\$500.00</b> | <b>200-5100-9026-060</b> |
| <b>Class of 2027</b> | <b>001-7200-910</b> | <b>\$500.00</b> | <b>200-5100-9027-060</b> |

**APPROPRIATION ADJUSTMENTS**

| <b>Fund Name</b> | <b>Fund #</b> | <b>Amount</b> | <b>Reason</b> |
|------------------|---------------|---------------|---------------|
|------------------|---------------|---------------|---------------|